

# Louisiana Animal Disease Diagnostic Laboratory

Louisiana State University • River Road, Room 1043, Baton Rouge, LA 70803

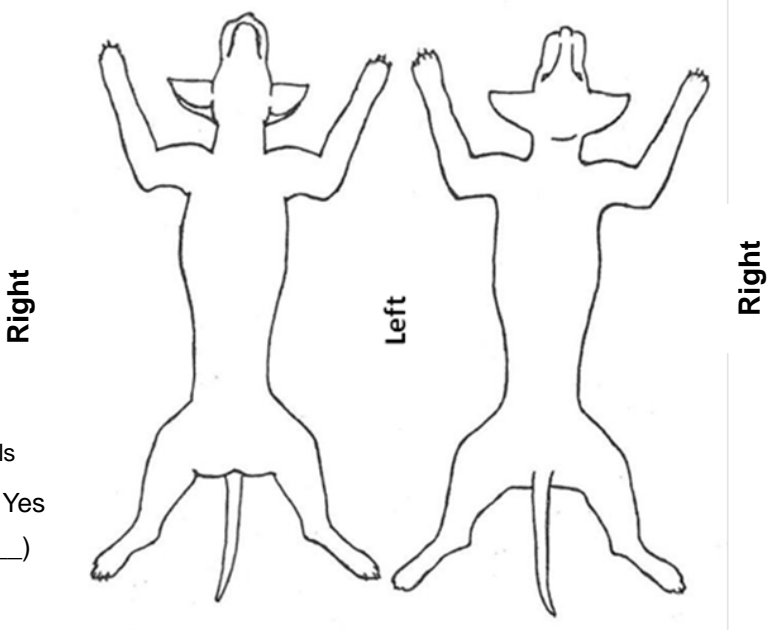
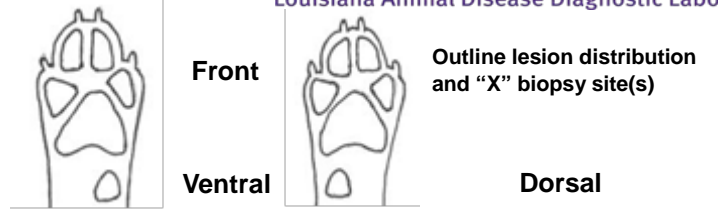
Phone: (225) 578-9777 • Fax: (225) 578-9784 • Website: <http://laddl.lsu.edu>



## BIOPSY NECROPSY IN A JAR

PLACE STICKER HERE

DOCTOR	DATE
HOSPITAL	
STREET or P.O. BOX	
CITY, STATE, ZIP	
PHONE	FAX NO.
EMAIL	
OWNER'S NAME	
ANIMAL'S NAME	
BREED	AGE
SPECIES	SEX



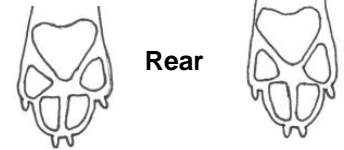
Please include Doctor's/Owner's/Animal's name on all specimen vials

Previous Submission(s) from this animal to LADDL:  No  Yes  
(if yes, DL# \_\_\_\_\_ and date \_\_\_\_\_)

Please select:  Alive |  Died |  Euthanized

Number of specimens submitted \_\_\_\_\_ Number of vials \_\_\_\_\_

Clinical History:



Clinical Differential Diagnoses: \_\_\_\_\_

\*Mass/Nodule  No  Yes (size \_\_\_\_\_ x \_\_\_\_\_ x \_\_\_\_\_ cm) Margins discrete  No  Yes

Entire mass submitted  No  Yes Surgeon's impression of removal  Complete  Incomplete

\*If multiple masses – list information under history.

Check here if you desire Dermatopathology Review (additional cost)

Skin biopsy (check all that apply): Age of onset \_\_\_\_\_ Coat color/color of affected area \_\_\_\_\_

Flat  Raised  Depressed  Macule  Papule  Pedunculated  Alopecic  Altered hair

Erosion/ulceration  Seborrhea/scale/crust  Pruritic  Wheal  Painful  Recurrent

Pustules  Vesicles/bulla  Epidermal collarette  Depigmentation  Hyperpigmentation

Lichenification  Erythema  Excoriation

Previous treatment/response to therapy \_\_\_\_\_

Results of other diagnostic tests \_\_\_\_\_

Internal organs also affected (please describe)